



David Asbury
0715155750
david@foundation.co.za


Contact Foundation Property

073 6601990

Block C
Bellevue Campus
5 Bellevue Road
Kloof





Web Ref CL4391



R56 per m²

Gross Monthly Rental R105,728 Excl. VAT

 0  0

1888m² Warehouse to Let in Nordic Park, Cato Ridge

1888m² Warehouse to Let in Nordic Park, Cato Ridge

We are proud to offer this exceptional warehouse space available for lease in the sought-after Nordic Park within Cato Ridge. Perfectly suited for logistics, warehousing, or light industrial businesses, this spacious and secure facility offers a prime location at an affordable rate.

Property Specs:

- Warehouse Size: 1,888m²
- Rental Rate: R56/sqm = R105,728 per month
- Security: Located within a secure park with 24-hour security.
- Access: Superlink access, providing ease of entry and exit for large vehicles and trucks.
- Power Supply: Equipped with 3-phase power and a 200 Amp supply.
- Height: Eaves of 5m and an apex of 8m.
- Private Yard: The warehouse offers very private access and yard space.

Features

Zoning Industrial

Interior

Air Conditioning Yes
Power 3 Phase Yes
Power Amps 200

Exterior

Security Yes

Sizes

Floor Size 1,888m²

